

HARBOR AREA MODEL 'A' CLUB

Dedicated to preserving and driving the 1928-1931 Model 'A' Ford since 1957
Torrance, California

FEBRUARY 2025


2016-2022 MARC
Award of Continuing Excellence
for Harbor Light newsletter.
2020, 2023 MAFCA
Newsletter of Merit



Annual banquet picture of Harbor Club's Board Members and Appointed Officers

Technical Activities

Saturday mornings.
We meet from about
9:30AM to noon to work
on Model A projects.
Bring your Model A by
and we'll work on it.
Al's Garage,
907 Van Ness, Tor-
rance CA
(in the alley)



Next Club Meetings:

The February meeting is at the
Walteria Clubhouse on
Friday, February 28th, 7:30PM.
The March meeting is
March 28th

Next Board Meeting

The next Board meeting
will be Saturday,
February 8th
Al's garage, 9:30AM



- 2 Dennis' Words — Banquet review
- 2 Editor's corner — Thank you. . .
- 3 February events calendar
- 4 A little ignition help
- 5 Era auto parts ad
- 6 2025 Banquet pictures
- 7 Technical maintenance info

- 8 A little humor
- 9 Birthday and anniversary dates
- 9 Women's winter fashions—1930's
- 10 A bit of Ford history
- 11 Our advertising friends
- 12 Officer List & Mailing Info



inside

HARBOR LIGHT



*A Note from
Harbor President
Dennis Simpson*



The Second Gear Grind

Our Annual Installation Banquet for 2025 is "in the bag". I would personally like to thank the Board of Directors and Appointed Officers and everyone else that worked so very hard in the background to put this event on. I think a lot of members don't realize how much effort, communication and coordination it takes. But it is all worth it in the end. It is always great for our Harbor Area family to get together. We get to visit with some members that we rarely see at our regular gatherings.

One of my main goals for 2025 is to see our membership grow. Our membership is slowly dwindling in numbers thru attrition, be it people passing away, moving away or their interests change. By my count (I'm sure Ursi's count is more accurate) we are down to ~96 members.

So I encourage you all to recruit some new members. We have Harbor Area MARC business cards available at every meeting. Please take a few and carry them in your purse or wallet to give to people that show interest in your car when you are out and about.

Until next time, remember, Kindness is contagious... sprinkle it everywhere!

Dennis



**Editor's Corner
By Dick Wyckoff**

WOW! What a pleasant surprise. At the annual awards banquet this last week, I was selected the club's 2024 *Man of the Year*! Totally unexpected. . .

I have been newsletter editor for 17 years and producing over 200 issues is a challenge, but a rewarding challenge. Thank You!

And congratulations to Daffy Wagner for the 2024 *Woman of the Year*!

A Fun Year!

Looking back over all the activities we did this last year, it was a *Great year*! Tours, meetings, parties, etc. Our annual banquet this last week was a great success. Lots of fun and lots of prizes for the members. (The rain held off for a day so we drove our cars to the event.) We had 12 Model As all lined up looking sharp. Great photo op! The activity committee has already lined up several events for 2025.

Dick



El Segundo Christmas parade

February 2025 **HARBOR A HAPPENINGS**

SUNDAY	MONDAY	TUESDAY	WEDNESDAY	THURSDAY	FRIDAY	SATURDAY
						1 <u>MODEL A TECHNICAL SUPPORT</u> Al's Garage 9:30-12
2  Groundhog Day	3 <u>DINNER 4:30</u> *Location TBD 	4	5	6 <u>ACTIVITY COMMITTEE MEETING</u> 1 pm 	7	8 <u>BOARD MEETING 9:30</u> Al's Garage  <u>MODEL A TECHNICAL SUPPORT</u> Al's Garage 9:30-12
9  Pisu's Home 1:30pm Potluck – Bring your favorite recipe!	10  <u>DINNER 4:30</u> *Location TBD	11	12	13	14  Valentine's Day	15 <u>MODEL A TECHNICAL SUPPORT</u> Al's Garage 9:30-12
16	17 <u>DINNER 4:30</u> *Location TBD  Presidents' Day	18	19	20	21	22  Mystery Tour 10:00am – 2:00pm
23	24  <u>DINNER 4:30</u> *Location TBD	25	26	27	28  <u>MODEL A CLUB MEETING—Walteria Club House 7:30 pm</u>	*Contact Jim Huizdos or Gloria Younkin for dinner location.

FEBRUARY EVENTS – ADDITIONAL INFORMATION

DATE: Sunday, February 9th, Super Bowl
LOCATION: Mirco & Elaine Pisu's home, 5520 Carmelynn Street, Torrance 90503
TIME: 1:30pm
POTLUCK: Make & bring your favorite recipe!

NOTE: NEW DATE & DESTINATION FOR FEBRUARY EVENT

DATE: Saturday, February 22nd, **MYSTERY TOUR**
LOCATION: It's a Mystery
TIME: 10:00am – 2:00pm

DATE: Friday, February 28th, **MODEL A CLUB MEETING WITH GUEST SPEAKER**

LOCATION: Walteria Club House, 3855 W. 242nd Street, Torrance, 90505
TIME: 7:30pm

This is our first regular meeting at the club house this year. Please plan to attend. We will start our meeting with a guest speaker. It should be a lively and informative meeting. **COME ONE – COME ALL!**



Saturday, March 1st, Safety Check and Potluck with short business meeting

- A-L Side Dish or Salad
- M-Z Main Dish

Sunday, March 23rd, Orange County Pancake Breakfast (Tentative Date)

Saturday, April 19th, Old Town Music Hall, El Segundo

- Movie – Easter Parade 1948 (Tickets \$10.00 each)
- Lunch before (Richmond Grill)

~~Pat Harrison is coordinating this event. Contact her by February 14th to reserve your tickets~~

[Saturday Morning Coffee Gathering is Alive and Well!](#)

If you are looking for a little tire-kicking adventure on **Saturday** mornings between 7 and 9AM, check out the Caffeine Cruisers at the corner of Artesia Blvd. and Hawthorne, in Torrance, CA. Several of the Harbor Model A club members and other car enthusiasts of all car types meet to talk cars. There are some very nice autos and some nice people there, too!

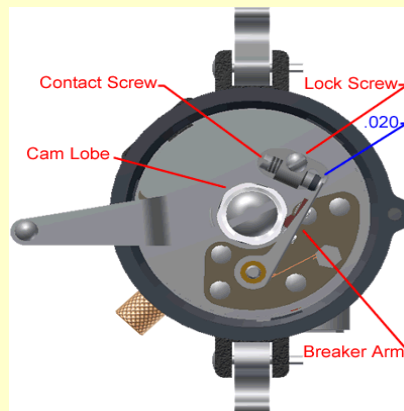
The address is 17400 Hawthorne Blvd., Torrance CA. (at Artesia Blvd.)

Come on by and get your weekend started in true So. California style.



[2025 Membership, Roster and Club Merchandise Items](#)

Jim Huizdos has a selection of new **Club merchandise**. We have hats, shirts, patches, t-shirts and we still have 60th anniversary items for sale at a discount. More to come. The updated **2025 Harbor phonebooks/rosters** are available from Ursi free of charge through e-mail. Club members that don't attend events can request a phonebook/roster by mail. Contact **Ursi Schmidt** at 310-561-4895. Make sure Ursi has your latest info. **Just a note:** We regularly update the roster. If you have any address changes, phone number changes or email changes, let Ursi know. Let Dick Wyckoff know, too. He'll put the info in the *Harbor Light*.



Setting

To adjust points proceed as follows:

1. Lift off distributor cap, rotor, and body. Turn engine over slowly with hand crank until breaker arm rests on one of the lobes of the cam with the breaker points fully opened.
2. Loosen lock screw and turn the contact screw until the gap is between .018 and .022". A standard thickness gage is used to obtain this measurement. When correct adjustment is obtained, tighten the lock screw. After tightening the lock screw, again check the gap to make sure the adjustment was not altered when the lock screw was tightened.
3. Replace distributor body, rotor and cap or proceed to ignition timing.

Point

Gap


Model A Era Ad

Mail the attached Order Card today for \$23.50 worth of the Schrader Products and get the

SCHRADER SILENT SALESMAN FREE



No. 4000 Valve Insides



No. 2070 Dust Cap



No. 3751 Dust Cap with No. 3752 Rim Nut Bushing



No. 2026 Rim Nut Bushing



Rear view of the Schrader Silent Salesman showing how the stock is kept in perfect condition and always handy. Notice the space for literature and the price list on the back of the door. The door can be padlocked if desired.



No. 5186 Truck Tire Gauge



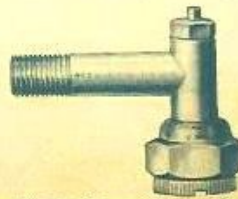
No. 4996 Balloon Tire Gauge



No. 1561 Tire Gauge



No. 3263 Valve Repair Tool



No. 2815 Pump Connection

Price Comparison of Silent Salesman Contents

ASSORTMENT	Dealer's Price of Silent Salesman and Contents	Value of Contents Purchased Separately	Retail Price
10 No. 1561 Tire Gauges (for Passenger Cars)		\$9.45	\$13.50
1 No. 5186 Tire Gauge (for Truck Tires)		1.25	1.75
1 No. 4996 Tire Gauge (for Balloon Tires)		1.13	1.50
150 No. 4000 Valve Insides		5.93	9.00
75 No. 880 Valve Caps		3.00	4.50
15 No. 3751 Dust Caps with 3752 Bushings		.88½	1.50
15 No. 3751 Dust Caps with 3753 Bushings		.88½	1.50
5 No. 3751 Dust Caps only		.13	.25
5 No. 2070 Dust Caps only		.13	.25
2 No. 3263 Valve Repair Tools		.31	.70
2 No. 2815 Pump Connections	.60	1.00	
1 No. 4790 Star Wrench	.14	.25	
Total	*\$23.50	*\$23.84	\$35.70

* Subject to 2% Cash Discount.

You will not only save money by purchasing the Silent Salesman and its assortment but also get the container FREE. By taking advantage of the cash discount allowed, the sale of the contents nets a profit of \$12.67.



No. 4790 Star Wrench



No. 880 Valve Caps

Mail us the enclosed order blank and we shall arrange to have a Silent Salesman sent to you through your regular supply house.

A. SCHRADER'S SON, Inc., 470 Vanderbilt Ave., Brooklyn, N. Y.

2025 Annual Installation and Awards Banquet

As always, the annual banquet is a fun affair. Club members are there with family and friends. Here's a few pictures.



Dr. Steve Thompson presenting the **2024 Man of the Year** award to **Dick Wyckoff**, Harbor Light editor for 17 years.



Donnis Bates Presenting the **2024 Woman of the Year** award to **Daffy Wagner**, Harbor Club's Treasurer for 18 years!



Harbor Area Model A Installation 2024



TECHNICAL REPORT: Ron Peterson

When Was the Last Time You?



1. **Greased your throw-out bearing.** To do this job remove floor mats and floorboards and clutch inspection plate. Grease bearing through fitting on throw-out collar. Do not over-grease.
2. **Packed your wheel bearings.** Remove wheels and drums; wash the bearings and races thoroughly. Packing bearing with wheel bearing grease and reassemble. Do not forget the cotter pin.
3. **Flushed your crankcase.** Drain oil – refill with kerosene, or diesel oil or special flushing oil. Run engine twenty minutes or so, then drain and refill with clean fresh oil. Make sure drain plug is in tight.
4. **Greased your light switch shaft.** Remove light switch on bottom of steering column, remove fork and spring that operate light switch, pull shaft out or up as far as possible and clean grease off. Use light cup grease after you wiped shaft off. Reassemble unit.
5. **Greased your speedometer cable.** Remove dash panel and disconnect speedometer cable. Pull out the small inside cable and wash thoroughly. Pack with light cup grease and reinstall in the casing. Wipe off excess grease and replace instrument panel.
6. **Oiled your gas pedal linkage.** There are three places to oil. Behind the engine on the shafts supports there are holes drilled for oiling. Also where the rod connects from the carburetor.
7. **Tighten your lug nuts.** Use firm even pressure on all lug nuts. Be sure to see whether nuts are pressing the wheel to the drum or just bottoming on the studs. A wheel that is not properly bolted to the drum can be ruined in very short order.
8. **Checked the oil in the transmission and rear end.** Keep level up to the filler plug, use 600W (SAE160) in both. This oil can be obtained at Sears Roebuck or any big truck stop. Be sure it is non-foam.
9. **Cleaned and flushed the cooling system.** The cheapest and best products for this is Arm & Hammer washing soda into radiator and fill with water, run hot for a half hour and then drain. Flush system out several times with clean water.
10. **Tightened the fan belt.** Loosen generator mounting bolt, move generator away from block until most of the slack is taken up in the belt. Tighten belt. Then check belt to see if adjustment has changed.
11. **Rotated your tires.** Spare to right front, right front to left rear, left rear to right rear, right rear to left front, left front to spare. Follow some pattern in each rotation.
12. **Checked your radiator hoses and clamps.** Feel hose, if soft and gummy, replace them. Same with split or rotten ones. Check for tightness and watch for broken ones.
13. **Had your front wheel aligned.** Should be done on special equipment. (See A cheap and cheerful approach in Echo April 1993 page 8)..
14. **Oiled your generator.** There should be two oil holes on the generator. The rear one is easy, the front one is protected by an "L" shaped clip that has to be removed to one side.
15. **Spent an hour tightening nuts and bolts all over the car.** Self-explanatory.
16. **Adjusted your point gap in the distributor.** Ford recommends a gap of .018, .022 check the gap at least every 500 miles.
17. **Check the air in the spare tire.** Self-explanatory.
18. **Checked out your emergency tool kit.** Including a jack. To each his own, should include points, condenser, plugs, wire, tools and a fire extinguisher.
19. **Adjusted your emergency brake.** Take up the slack with the clevises on the forward end of the emergency brake rods. When there is no more adjustment left reline the bands.
20. **Filled your shock absorbers.** On all original shocks, there is a filler plug located near the top of the unit. It has a 3/8 square nut on it, use only Houdaille, Ford or Delco shock absorber fluid or use glycerin.
21. **Cleaned and tightened your battery connections.** Most corrosion and sulfate deposits can be washed off in a solution of baking soda and then flushed with warm water. Pull cables off the terminals and clean the contact surfaces with rough sandpaper or file. Flush with warm water and reattach them. The use of Vaseline or light cup grease after assembly is recommended
22. **Polished headlight reflectors.** Use very soft cloth or cotton with silver polish, not chrome polish as it will scratch and dull the reflection. When polished, use new gaskets.
23. **Check out all your light bulbs.** Self-explanatory.

Reprinted from Hudson Valley Region Model A Club

A Little Kid Humor

OPINIONS

On the first day of school, a first-grader handed his teacher a note from his mother. It read, 'The opinions expressed by this child are not necessarily those of his parents ..'

KETCHUP

A woman was trying hard to get the ketchup out of the jar.. During her struggle the phone rang so she asked her 4-year-old daughter to answer the phone. 'Mommy can't come to the phone to talk to you right now, she's hitting the bottle.'

MORE NUDITY

A little boy got lost at the YMCA and found himself in the women's locker room. When he was spotted, the room burst into shrieks, with ladies grabbing towels and running for cover. The little boy watched in amazement and then asked, 'What's the matter, haven't you ever seen a little boy before?'

POLICE # 1

While taking a routine vandalism report at an elementary school, I was interrupted by a little girl about 6 years old. Looking up and down at my uniform, she asked, 'Are you a cop?'

Yes,' I answered and continued writing the report.

My mother said if I ever needed help I should ask the police. Is that right?'

'Yes, that's right,' I told her. 'Well, then,' she said as she extended her foot toward me, 'would you please tie my shoe?'

POLICE #2

It was the end of the day when I parked my police van in front of the station. As I gathered my equipment, my K-9 partner, Jake, was barking, and I saw a little boy staring in at me. 'Is that a dog you got back there?' he asked.

'It sure is,' I replied.

Puzzled, the boy looked at me and then towards the back of the van. Finally he said, 'What'd he do?'

ELDERLY

While working for an organization that delivers lunches to elderly shut-ins, I used to take my 4-year-old daughter on my afternoon rounds. She was unfailingly intrigued by the various appliances of old age, particularly the canes, walkers and wheelchairs. One day I found her staring at a pair of false teeth soaking in a glass. As I braced myself for the inevitable barrage of questions, she merely turned and whispered, 'The tooth fairy will never believe this!'

DRESS-UP

A little girl was watching her parents dress for a party. When she saw her dad donning his tuxedo, she warned, 'Daddy, you shouldn't wear that suit.'

'And why not, darling?'


'You know that it always gives you a headache the next morning.'

February Birthdays

- 3 Don Knott
- 5 Ron Ragon
- 5 Laura Pahls
- 6 Sheree Wright
- 9 Gloria Younkin
- 15 Elaine Pisu
- 18 Liz Dye
- 24 Dick Wyckoff
- 25 Daffy Wagner

February Anniversaries

- 14 Jim & Anita Perreten
- 20 Mike & Sheree Wright



1930 Era Fashions

Meadowbrook PRESENTS... NEW HOLIDAY FROCKS

Model of Lane
\$9.98

Two Tone Colored
\$1.98

Loose Fitted
\$1.98

The Meadowbrook
\$9.98

Loose Fitted
\$9.98

Model of Lane
\$9.98

Model of Lane
\$10.98

Under Size - Length and Colors Follow the Final Fashion-Designer's Design

A little bit of history from Ford



William Clay Ford, *President*
Donald A. Shelley, *Executive Director*

Henry Ford Museum AND Greenfield Village

DEARBORN, MICHIGAN

August 30, 1965

In response to your question about the painting of Model A engines, I can state that the simplest rule to follow is this:

All cast iron parts, such as block, head, intake manifold, transmission case and water pump, were painted Ford Engine Green at the foundry and all forgings or steel stampings were dipped in quick drying black japan enamel at the forge shop and at the steel stamping plant.

The engine block, with its initial coat of Ford Engine Green, was painted again on the assembly line just before attaching head, oil pan, and water pump and accessories. This means that the bolts and nuts were cadmium plated and that all visible gasket edges were unpainted.

This also means that all forged parts, such as front engine mount yoke, accelerator assembly, and clutch and brake pedals, were black. It also means that the sheet metal parts, such as oil pan, fan blade, and oil return line, were black. Parts, such as carburetor, distributor, generator and starter, made by manufacturer's suppliers were painted black. There is no evidence to indicate that engine parts were ever painted otherwise.



Sincerely,

Leslie R. Henry, Curator
Department of Transportation

LRH:vhs

Editor's note: This was published in the June 1966 Harbor Light

The *Harbor Light* is a monthly publication for the Harbor Area MARC/MAFCA. All articles or want ads must be received by the 15th of each month in order to appear in the following month's publication. Neither the *Harbor Light* and its staff, nor the Harbor Region of the Model A Restorer's Club Inc. and Model A Ford Club of America, Inc. will assume any liability for errors or omissions, or for any liability or resultant damages for products, opinions or services listed herein. Some information contained in our newsletter has been reprinted from other newsletters; we thank and acknowledge them. Editor



Torrance, CA
JOEY'S SMOKIN' BBQ
 www.getmesomebbq.com

25308 Crenshaw Blvd.
 Torrance, CA 90505
 Email: joeyssmokinbbq@outlook.com
 1-310-257-1324

Proud printer of the 'Harbor Light
STUDIO
 PRINTING

Edward Su
 ed@studioprinting.net
 www.studioprinting.net

1750 E. Holly Avenue
 El Segundo, CA 90245
 PHONE: 310-333-8989
 FAX: 310-333-8986
 CELL: 310-292-3219

EARLY FORD STORE
 of California
 www.earlyfordstore.com

Specializing in Rare Parts and Accessories for Early Fords 1928/1972 Passenger Car & Pick-Up

Bill McGrath
 San Dimas, CA 91773
 108 W. Bonita Ave.
 Tel: (909) 305-1955
 Fax: (909) 305-1953




Mike's "A" Ford-able Parts
Mike Butcher
 124 Model A Drive, Maysville, GA 30558
 email: mike@mikes-afordable.com - www.mikes-afordable.com
 Fax: 706 652 2492 - Phone: 706 652 3866
 1 888 TRY MIKE (879 6453)



Specialising in 1928 - 1931 Model A Ford Parts

M B RENTALS
 Studio Equipment
 Lights and Fixtures



Drain Marshall
 Home: (310)
 378-5061

BRATTONS ANTIQUE AUTO PARTS
 1606 BACK ACRE CIRCLE
 MOUNT AIRY, MD 21771
 Order # 800 255-1929
 Web: brattons.com



FREE 194 page illustrated MODEL A parts catalog
 Catalog contains 3,200 Model A parts with full descriptions and Picture of each part.
 Supplying Quality by using over 90% U.S. parts
 Serving the Model A restorer with parts since 1977


TORRANCE TRANSMISSION
 HONESTY EST. 1976 INTEGRITY



ERIC BAILEY 24009 HAWTHORNE BLVD.
 310-378-9217 TORRANCE, CA 90505
 TORRANCETRANSMISSIONSERVICE.COM torrancetrans@gmail.com

ARIZONA MODEL A, L.L.C.

- NEW PARTS
- USED PARTS
- SERVICE
- RESTORATION
- HOURS: TUES-FRI 9-12, 1-5
 SAT & EVES BY APPOINTMENT



SAMUEL P. GUTHRIE
 15838 S. GILBERT RD., CHANDLER, AZ 85225
 (480) 782-0266

Bringing midwest values and integrity to Southern California for over 30 years




BILL YOUNKIN

1305 W. 132nd Street
 Gardena, CA 90247
 Cell (310) 766-6922

Our Advertising Friends

<p>CW Moss Ford Parts 420 W. Chapman Ave. Orange, CA 92866 1-800-322-1932</p>	<p>Aquarium of the Pacific 100 Aquarium Way Long Beach, CA 90802 1-562-590-3100</p>	<p>Snyder's Antique Auto 12925 Woodworth Rd. New Springfield, OH 44443 1-888-262-5712</p>
---	---	---





For MARC info and membership, see www.ModelARestorers.org



For MAFA info and membership, see www.MAFA.com

The Harbor Area A's meet monthly on the last Friday of every month at the Waleria Park Clubhouse, located at 3855 W. 1242nd St. in Torrance, California. Meetings begin at 7:30 PM (The park is located about 1-1/2 blocks west of Hawthorne Blvd. and one block south of Pacific Coast Hwy.) We'd like to invite all interested parties, even if they don't own a Model A Ford, to come and join us. Our goal is to educate the public about Model A Fords and have fun while doing it.

2025 Board of Directors:

President:

Dennis Simpson (310) 343-8227
Email: OldFordor@gmail.com

Vice-President:

Tim Harrison (310) 920-3319

Treasurer:

Daffy Wagner (310) 374-6113

Secretary:

Gloria Younkin (310) 316-8722

Activities Committee:

Donnis Bates (310) 713-5830

Technical Director/Safety:

Cliff LeFall (323) 715-3153

Appointed Officers:

Membership:

Ursula Schmidt (310) 561-4895

Historian:

Janet Winter (310) 251-6673

Sunshine Secretary:

Theresa LeFall (323) 715-3153

Advertising:

Jim Huizdos (310) 375-2737

Refreshments Coordinator:

Weeg Thompson (310) 346-6409

Regional Correspondent:

Sue Hankins (310) 357-5233

Web: HarborAreaModelAClub.com

Appointed Officers:

Tool Custodian:

Bob De Crescenzo (310) 540-3690

Merchandise:

Jim Huizdos (310) 375-2737

M/Sergeant-at-Arms:

Jack Gordinier (424) 263-2397

Webmaster:

Steve Thompson (310) 346-6143

Harbor Light editor:

Dick Wyckoff (310) 779-5772

E-mail: JannDick@earthlink.net

TO:

FEBRUARY 2025

The Harbor Light

From:
Harbor Area Model A Club
Dick Wyckoff, Editor
337 Lomita St.
El Segundo CA 90245

